



BOOST words parent postcard (P2 - 7)



admire



dull



effort



remark



sulk

We read ***Love from Louisa*** this week and learned these new words.

Try and practise them as much as you can at home.

You could try..... ♦ saying “good effort” when your child tries hard to do something.

- ♦ looking at coins in your purse— how many are dull and how many are shiny?
- ♦ asking, “would you admire...” “... granny’s hair / a smelly sock / a banana peel / a dress / a nice car?” etc.
- ♦ taking turns to remark on things - “I’m going to remark on the weather. What a wet day!”.
- ♦ making silly faces. Ask you child if you look like you are sulking or not sulking.



What do the words mean?

admire - If you admire something you say you think it is good or nice.

dull - Something that is dull is not bright.

effort - If you make an effort you try hard to do something.

remark - If you remark on something you say something about it.

sulk - If you sulk you won’t talk or join in because you are sad or cross.

- You could try..... ♦ saying “good effort” when your child tries hard to do something.
- ♦ looking at coins in your purse— how many are dull and how many are shiny?
 - ♦ asking, “would you admire...” “... granny’s hair / a smelly sock / a banana peel / a dress / a nice car?” etc.
 - ♦ taking turns to remark on things - “I’m going to remark on the weather. What a wet day!”.
 - ♦ making silly faces. Ask you child if you look like you are sulking or not sulking.



What do the words mean?

admire - If you admire something you say you think it is good or nice.


dull - Something that is dull is not bright.

effort - If you make an effort you try hard to do something.

remark - If you remark on something you say something about it.

sulk - If you sulk you won’t talk or join in because you are sad or cross.


BOOST words parent postcard (P2 - 7)



admire



dull



effort



remark



sulk

We read ***Love from Louisa*** this week and learned these new words.

Try and practise them as much as you can at home.