

November Homework

Each week please complete the literacy and numeracy bricks. Choose 2 blue bricks over the 4 weeks.

2.11.20-5.11.20

Literacy and English

Reading:

Read your reading book **every night**. Practice green and red words inside book cover first. Also continue to read your set 2 sounds.

Writing

Continue practicing your cursive handwriting in your book.

Listening and Talking

Word Boost: Discuss the meaning of the 5 words on the parent postcard and try to use them at home

9.11.20-12.11.20

Literacy and English

Reading:

Read your reading book **every night**. Practice green and red words inside book cover first. Also continue to read your set 2 sounds.

Writing

Continue practicing your cursive handwriting in your book.

Listening and Talking

Word Boost: Discuss the meaning of the 5 words on the parent postcard and try to use them at home.

16.11.20-19.11.20

Literacy and English

Reading:

Read your reading book **every night**. Practice green and red words inside book cover first. Also continue to read your set 2 sounds.

Writing

Continue practicing your cursive handwriting in your book.

Listening and Talking

Word Boost: Discuss the meaning of the 5 words on the parent postcard and try to use them at home.

23.11.20-26.11.20

Literacy and English

Reading:

Read your reading book **every night**. Practice green and red words inside book cover first. Also continue to read your set 2 sounds.

Writing

Continue practicing your cursive handwriting in your book.

Listening and Talking

Word Boost: Discuss the meaning of the 5 words on the parent postcard and try to use them at home.

Numeracy & Maths
worksheet

Numeracy & Maths
Worksheet

Numeracy & Maths
Worksheet

Numeracy & Maths
Worksheet

Choose 2 of these:


IDL

We are learning about Space and are looking at astronauts. Talk about what you might need going to space. Then, design your own spaceship that would take you to space.



RE

In November we celebrate All Saints Day. Draw a picture of your favourite saint and give 2 reasons why you choose them.



Spanish

We are going to look again at our days of the week in Spanish. Use this song to help you learn the words.



Health and Wellbeing

We know its important to be kind to others but sometimes we forget how important it is to be kind to ourselves. Look in the mirror at yourself and then either draw or write 3 things you love about yourself.



November Sentences

2.11.20-5.11.20

witch tick high creep switch tonight nightdress cobweb wicked tights sighing flashing

1. Tonight, I will be a wicked witch!
2. I might switch the light off.
3. Well, Mum did not get a fright.

9.11.20-12.11.20

This week we are focusing on our Talk for Writing . We are learning to describe using our It is, It has and It can sentences.

Describe the picture on the next slide using those three sentence . Remember to use capital letter, full stops and at least 1 adjective to describe the picture.

16.11.20-19.11.20

1. Dizzy Duck had three yellow ducklings. Cheep! Cheep! Cheep!
2. The ducklings sat in a row on the bank.
3. "I will get a twig from that willow tree, and throw it into the pond.

23.11.20-26.11.20

1. My cat is too thin.
2. My scooter's too slow... Toot toot!
3. My boots are too tight.



November Homework

Each week please complete the literacy and numeracy bricks. Choose 2 blue bricks over the 4 weeks.

2.11.20-5.10.20

Literacy and English

Reading:

Read your reading book **every night**. Practice green and red words inside book cover first. Also continue to read your set 2 sounds.

Writing

Continue practicing your cursive handwriting in your book.

Listening and Talking

Word Boost: Discuss the meaning of the 5 words on the parent postcard and try to use them at home

9.11.20-12.11.20

Literacy and English

Reading:

Read your reading book **every night**. Practice green and red words inside book cover first. Also continue to read your set 2 sounds.

Writing

Continue practicing your cursive handwriting in your book.

Listening and Talking

Word Boost: Discuss the meaning of the 5 words on the parent postcard and try to use them at home.

16.11.20-19.11.20

Literacy and English

Reading:

Read your reading book **every night**. Practice green and red words inside book cover first. Also continue to read your set 2 sounds.

Writing

Continue practicing your cursive handwriting in your book.

Listening and Talking

Word Boost: Discuss the meaning of the 5 words on the parent postcard and try to use them at home.

23.11.20-26.11.20

Literacy and English

Reading:

Read your reading book **every night**. Practice green and red words inside book cover first. Also continue to read your set 2 sounds.

Writing

Continue practicing your cursive handwriting in your book.

Listening and Talking

Word Boost: Discuss the meaning of the 5 words on the parent postcard and try to use them at home.

Numeracy & Maths
worksheet

Numeracy & Maths
Worksheet

Numeracy & Maths
Worksheet

Numeracy & Maths
Worksheet

Choose 2 of these:


IDL

We are learning about Space and are looking at astronauts. Talk about what you might need going to space. Then, design your own spaceship that would take you to space.



RE

In November we celebrate All Saints Day. Draw a picture of your favourite saint and give 2 reasons why you choose them.



Spanish

We are going to look again at our days of the week in Spanish. Use this song to help you learn the words.



Health and Wellbeing

We know it's important to be kind to others but sometimes we forget how important it is to be kind to ourselves. Look in the mirror at yourself and then either draw or write 3 things you love about yourself.



November Sentences

2.11.20-5.11.20

Stitch witch spell frog wing pot rat ping cast slug moth whisk wand cobweb

1. Stitch the witch cast a spell on the frog.
2. She put a slug, moth and cobweb in her pot.
3. Stitch the witch whisks the spell.

9.11.20-12.11.20

This week we are focusing on our Talk for Writing . We are learning to describe using our It is, It has and It can sentences.

Describe the picture on the next slide using those three sentence . Remember to use capital letter, full stops and at least 1 adjective to describe the picture.

16.11.20-19.11.20

Black Hat Bob Red Hat Rob pet hen fix biff gulp grab peg leg cash box

1. Red Hat Rob grabs the cash box.
2. Black Hat Bob has a peg leg.
3. Ret Hat Rob pets the hen.

23.11.20-26.11.20

Black Hat Bob rod yum tug fishing chips

1. Black Hat Bob went fishing on the water.
2. With the rod he got a fish.
3. The fish and chips are yum.



November Homework

Each week please complete the literacy and numeracy bricks. Choose 2 blue bricks over the 4 weeks.

2.11.20-5.10.20

Literacy and English

Reading:

Practise green and red words. Also continue with set 1 sounds.

Writing

Continue practicing your cursive handwriting in your book.

Listening and Talking

Word Boost: Discuss the meaning of the 5 words on the parent postcard and try to use them at home

9.11.20-12.11.20

Literacy and English

Reading:

Practise green and red words. Also continue with set 1 sounds.

Writing

Continue practicing your cursive handwriting in your book.

Listening and Talking

Word Boost: Discuss the meaning of the 5 words on the parent postcard and try to use them at home.

16.11.20-19.11.20

Literacy and English

Reading:

Practise green and red words. Also continue with set 1 sounds.

Writing

Continue practicing your cursive handwriting in your book.

Listening and Talking

Word Boost: Discuss the meaning of the 5 words on the parent postcard and try to use them at home.

23.11.20-26.11.20

Literacy and English

Reading:

Practise green and red words. Also continue with set 1 sounds.

Writing

Continue practicing your cursive handwriting in your book.

Listening and Talking

Word Boost: Discuss the meaning of the 5 words on the parent postcard and try to use them at home.

Numeracy & Maths
worksheet

Numeracy & Maths
Worksheet

Numeracy & Maths
Worksheet

Numeracy & Maths
Worksheet

Choose 2 of these:


IDL

We are learning about Space and are looking at astronauts. Talk about what you might need going to space. Then, design your own spaceship that would take you to space.



RE

In November we celebrate All Saints Day. Draw a picture of your favourite saint and give 2 reasons why you choose them.



Spanish

We are going to look again at our days of the week in Spanish. Use this song to help you learn the words.



Health and Wellbeing.

We know its important to be kind to others but sometimes we forget how important it is to be kind to ourselves. Look in the mirror at yourself and then either draw or write 3 things you love about yourself.



November Sentences

2.11.20-5.11.20

soft sand have quick nap nip flat pink crab help I the

1. a pink crab on the soft sand
2. nip nip

9.11.20-12.11.20

This week we are focusing on our Talk for Writing . We are learning to describe using our It is, It has and It can sentences.
Describe the picture on the next slide using those three sentence .

16.11.20-19.11.20

kick back net clap win red -> reds
the of

1. in the back of the net
2. the reds win
3. clap clap clap

23.11.20-26.11.20

frog sing duck chick song let -> lets the

1. the frog sings a song
2. the chick and duck sings a song
3. lets sing

