

P4 Home Learning. Week beginning Monday 01-02-2021

Welcome back to Home Learning Week 4 ☺

- This is a special week again as it is Children's Mental Health Week and our theme this year is:

Express Yourself!
[Information](#)



Fact of the week: Do you think that all stars look the same colour? Well... All stars are not the same as they are all a different colour depending on their temperature!

Literacy and English

1. Download your groups Literacy file and try to complete some activities everyday.
2. You can listen to books for free here: <https://stories.audible.com/start-listen> Ask an adult to help you choose a book you have never read before!

Spelling Review

Please look at your spelling words for the last three weeks and choose ten words that you found the trickiest from your spelling rules. Pick one of the spelling activities each day!

Challenge

You have all worked so hard in the past four weeks to adapt to Home Learning again. You deserve a treat! Throughout the week, please complete the different sections of the movie night challenge. Plan a movie night for Friday to celebrate all your wonderful success with your family ☺



Writing

Task 1: Hieroglyphs This week we will look at Hieroglyphs, a way of writing used by Ancient Egyptians. Please complete the worksheet in files.



Task 2:

We are learning about using evidence to tell us about the past.

Gods and Goddesses of Ancient Egypt were very important, as was religion. Please have a look at the worksheet instructions and create a Fact File.

Listening and Talking



Listen to the next chapter of How to Train your Dragon: [Chapter 2, Part 2](#)

Tell an adult about your favourite part of the chapter!



Numeracy & Maths




1. Do some maths and numeracy activities every day.
2. Log in and play Sumdog for 10 minutes every day.

Numeracy


Daily challenge

Challenge yourself completing the daily challenge worksheet on Teams.



Mental maths – Number of the day.

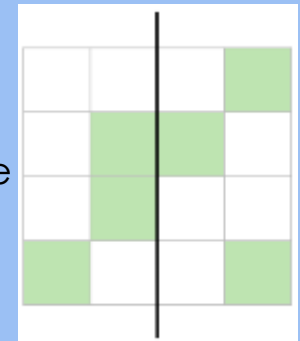
Complete the number of the day sheet.
Choose a different number to work on each day.



Maths

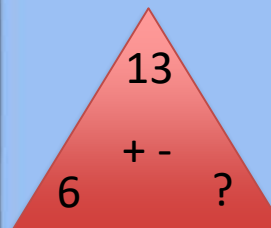
Task 1 – Symmetry

Shade in 2 more squares so that the black line is a line of symmetry.




Task 2 – Fact Families

Can you work out what number can "?" be?



$$\begin{aligned} 6 + ? &= 13 \\ ? + 6 &= 13 \\ 13 - 6 &= ? \\ 13 - ? &= 6 \end{aligned}$$



$$\begin{aligned} 5 \times ? &= 15 \\ ? \times 5 &= 15 \\ 15 \div 5 &= ? \\ 15 \div ? &= 5 \end{aligned}$$

Practise your Fact Families playing this [game](#)

Task 3 – Fractions

Play this [game](#) so you can challenge yourself to build fractions from shapes and numbers.

Maths - Time



Watch this videos before completing the tasks.



1. [How to read a clock](#)
2. [Telling the time to 5 minutes](#)

Click on the pictures below to listen to the songs.



Click on the pictures to play the games



Telling the time: O'clock and half past

Task 1 - Complete the task attached in the files section.




Telling the time: Quarter to and quarter past

Task 2 – Complete the task attached in the files section.



Telling the time: Quarter hours and 5 minutes.

Task 3 – Watch the [video](#) and complete the task attached in the files section. Note there is a total of 5 sheets. **You do not need to complete all of them.**



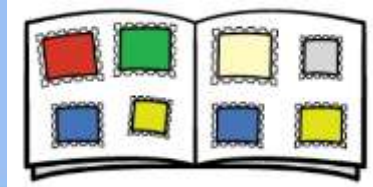
Primary 4's Maths Daily Challenge

Primary 4 we have set you a challenge for everyday. We hope you have fun!

Monday

Fred sells stamps. On Monday he sold 25 stamps. On Tuesday he sold 15 more stamps than he did on Monday.

How many stamps did he sell altogether?



Tuesday

Peter has 4 number cards.

25

35

45

55

He uses them to make 2 calculations:

$$\square + \square = 70$$

$$\square - \square = 20$$

Work out where the numbers should go.

Wednesday

Gemma has £20. She buys 2 of these magazines.



How much money does Gemma have left?

Friday

Emma has 3 tins of paint. Each tin contains 5 litres of paint. Emma uses 7 litres of paint.



How many litres of paint does Emma have left?

Thursday

Work out the value of each symbol.

$$\heartsuit + \heartsuit = 18$$

$$\heartsuit + \blacktriangle = 20$$

$$\blacktriangle + \odot = \blacktriangle$$

Science

We have come to the end of our learning on living and non-living things, habitats and, food chains.

Watch this video to review our learning on living things:

[Grouping Living Things](#)

Talk with an adult about the different groups that were mentioned.

Have a go at the following games:

[Living and Non-living Things](#)

[Habitats](#)

[Sorting](#)



Modern Languages



Sing along with this [video](#) teaching us Greeting in Spanish.



Miss Baeza and Miss Geoghegan will check if you can remember!

Expressive Arts

This week we asked to express ourselves by finding ways to share our feelings, thoughts and ideas through creativity.

Think of something you like to do – art, music, writing and poetry, dance and drama, reading, sport, photography and film or anything that makes you feel good! Try to do one thing this week to express yourself. Here are some ideas to help:

[Ideas](#)

[The Squiggle Game](#)

[Paper Origami](#)

[Dance to this song!](#)

[Listen to this Story](#)

[Act out your feelings](#)

Finding a way to [express ourselves](#) can help us to get through tricky times – so find what you enjoy and celebrate being you!



Social Studies

It is really important to use evidence to tell us about the past.

Archaeologists have helped us to learn more about Ancient Egypt.

Watch this video to learn about archaeologists:

[Proud to be an Archaeologist](#)

Their discoveries are the evidence that we use to learn about things that happened in the past. We can learn more about individuals and what they did each day to compare them to our daily lives now.

Task: From your learning about Ancient Egypt so far, can you compare your life to Ancient Egyptians? What are the similarities/difference? Write this in a list.



Play this fun game to discover treasures and more about Ancient Egypt:

<https://www.magisterapp.com/wp/portfolio-posts/archeologist-ancient-egypt/>

R.E



Learning Intention: I am learning that we should trust that God will listen to our prayers and will give us the answers we need. I can learn from Jesus through the scriptures.

Task 1: Read this weeks Gospel Matthew 8:15-13 or ask an adult to read it to you. Why do you think Jesus said the Centurion was a man of great faith?



Task 2: Watch the video in the powerpoint where Jesus heal the Centurion's servant. Answer the questions in the next slide to see what you can remember.

Task 3: Retell the story of the Centurion's servant in your own words to an adult at home.

Health and Wellbeing

This week we are celebrating Children's Mental Health week.



Just as we look after our physical health (our body) by doing things like exercising, eating well and getting enough sleep, we also need to look after our mental health (our mind).

One way of caring for our mental health is to notice and share how we are feeling. It is hard to not see our friends and families as much as we would like due to the lockdown and would like you to think about ALL of the things that you love and are grateful for in your life.

Make a heart out of paper and fill it up with pictures, words and symbols that best represent who you are and what you love. You can see an example in the picture below.



P.E.



Continue to work through the tasks on Mr Creaney's PE Grid. Choose two activities from the grid and share on Teams what you have done.



Outdoor Learning

Here are some ideas to take your learning outside:

<https://www.wildernesskids.net/activities>

Maybe you could challenge yourself to one of the activities!