

Monday 1st February 2021 Review Spelling Words

Yellow Group			Choose ten words you have been unsure of in the last three weeks to practice daily!
Vowel Digraph: ou/ow	Vowel Digraph: au/aw	Magic 'e': a_e and o_e	
how owl down brown vowel our noun sound about hour	August pause fault because caution paw straw yawn drawer awkward	brave grade name take chase hole before close joke smoke	

Learning Intention: To be able to say and spell my spelling words.

Steps to Success:
I sound out words when I spell.
I count the sounds in each word.
I use the spelling rule.
I can use the word correctly.

Daily Task: Please practice writing your spelling words from your group in your handwriting jotter. You can practise your new spelling rule daily using one of the spelling activities attached in the files section.

Choose a spelling activity each day to practice your words!

Create an Activity

Can you think of a really fun way to practice your spelling words?

Then go for it!

Be sure to explain your activity so that I can share it with the class!



Adding My Words

Each letter has a value.

***Consonants are worth 10.**

***Vowels are worth 5.**

Write your spelling words. Then add up the value of each spelling word.

Example-

said- $10 + 5 + 5 + 10 = 30$

Silly Sentences

Write silly sentences using a spelling word in each sentence. Please underline your spelling words! Write neatly!

Example: My dog wears a blue and purple dress when he takes a bath.

Hidden Words

Draw and color a picture. Hide your spelling words inside your picture.

Show your picture to someone and see if they can find your hidden words!

Practice Test

Take a practice test. Have your parent or carer ask you to spell your spelling words. Write them on a list. Check your practice test and correct any missed words. *This would be an especially good activity to complete on Thursday night.*

Writing Task 1 WB 01.02.21 Ancient Egypt: Hieroglyphs

The Ancient Egyptian alphabet was made up of **hieroglyphs**.

Look at the list of hieroglyphs below. Can you spot any missing letters from the English alphabet?

**a**

vulture

**m**

owl

**b**


leg

**n**

water

**d**

hand

**p**

stool

**f**

viper

**q**

hill

**g**

stand

**r**

mouth

**h**

rope

**s**

cloth

**i**

reed

**t**

loaf

**j**

serpent

**w**

chick

**k**

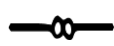
basket

**y**

reeds

**l**

lion

**z**


bolt

Writing Task 1 WB 01.02.21 Ancient Egypt: Hieroglyphs

Can you write your name in hieroglyphs?



Write a short message to your friend using hieroglyphs.



Writing Task 2 wb 01.01.21

We would like you to do some research on Ancient Egyptian Gods and Goddesses. They had a lot of very important roles for Ancient Egyptian people. They usually had a human body and an animal head!

Follow some of these links to discover more:

[Types of Gods and Goddesses 1](#)

[Types of Gods and Goddesses 2](#)


[Priest and Temples](#)



Task: Choose your favourite and complete the worksheet below!



Name:



My Egyptian God/Goddess

Name: _____


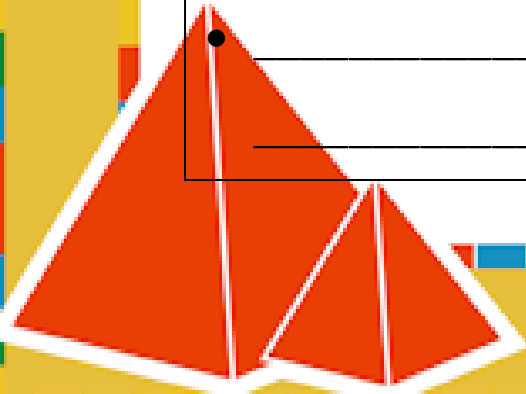

God or Goddess of: _____

Family Members:

Appearance: *What does your God/Goddess look like?*

Information about God/Goddess: *What is their personality like? Where and how were they born? Do they carry any weapons or tools?*

- _____
- _____
- _____
- _____



Fun Family Movie Night!

- Choose some movies (ideally 3) that you think your family would enjoy.
- Create a survey to find out which one people want to watch. Use tally marks to find the film with the highest number of votes. The most popular can be your chosen film!

Movie Tickets

- Make movie tickets for your customers (your family!). !
- Remember to add the title of the film, the price, the seat number and the time it will start.
- Sell your tickets in advance

Snack Price List

- Make a list to show your customers what snacks you are serving and how much they cost.

Getting Ready on Movie Day

Set up your cinema area

- Make it dark if you can
- Make sure you have enough seats and number them to match your tickets
- Have your movie looked out and ready

Set up your snack shop

- Prepare your snacks
- Prepare your drinks
- Display your snack menu
- Have something to collect your money in

Movie Night!



- Collect the tickets from your customers as they enter the cinema.
- Allow your family to buy and collect their snacks
- Show your family to their seats (if you have a torch even better!). Check your guests are comfortable and introduce the film.
- Sit back, relax and enjoy the film!